

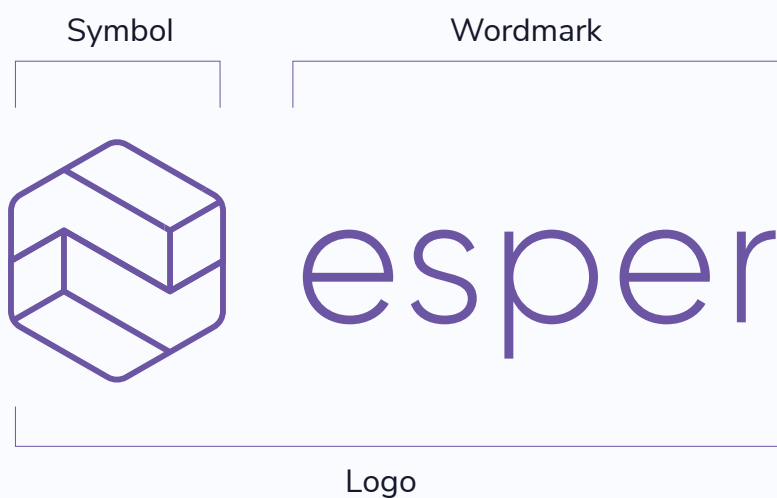


Logo Guidelines

Esper's logo is designed for clear readability on all mediums and all sizes. Defined clear space around the Esper logo and choosing the right version for the background can help our branding scale across contexts.

Dark logos should be used on light backgrounds. Light logos should be used on dark backgrounds.

The square logo is designed for placement when it's not possible to use a rectangular logo.



Primary Logo

Esper logo with purple background is recommend while displaying along with other brand logos



Digital 140 pxl width

Print 1.9 Inch with


Secondary Logos



Digital 120 pxl Width
Print 1.7 Inch Width

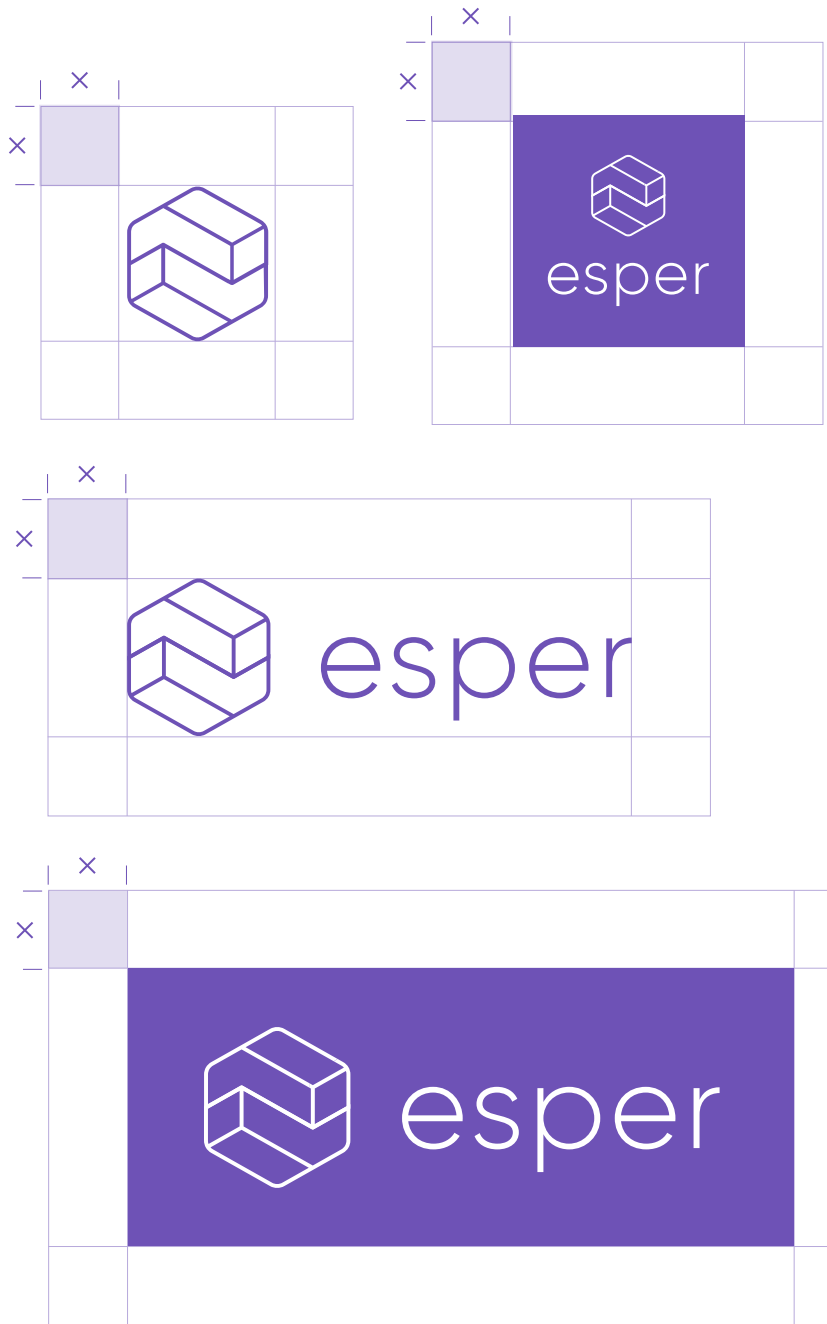


Digital 80 pxl Width
Print 1.1 Inch Width



Digital 24 pxl Width
Print NA

Negative space acts as a buffer (margin)
between logo and other design elements.



Speak with us!

If you have any questions or would like to explore a media, or partnership opportunity,
please reach out to press@esper.io.

www.esper.io

